

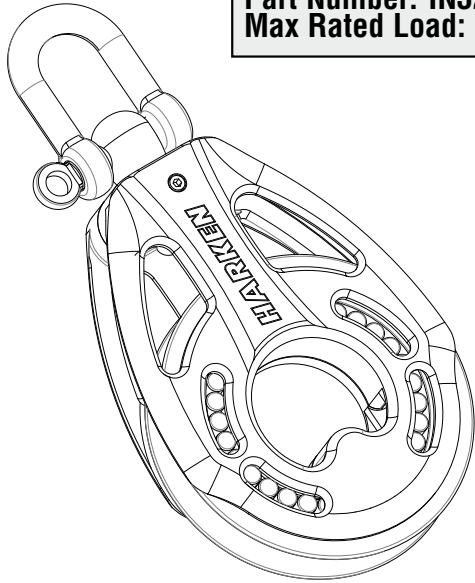
HARKEN®

PRODUCT MANUAL

75 mm Low-load Black Magic

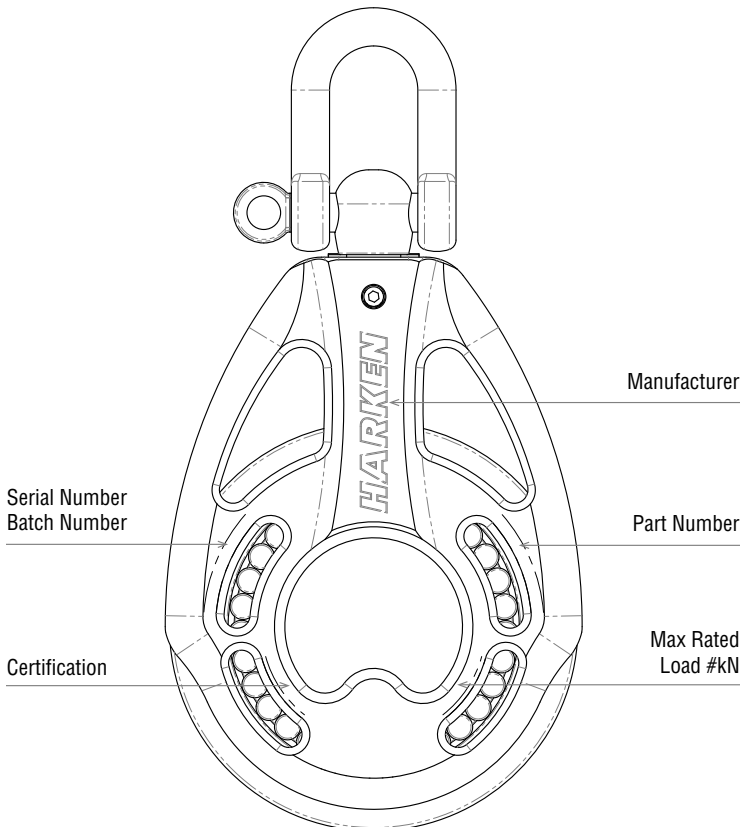
HARKEN INC, N15W24983 Bluemound Rd., Pewaukee, WI 53072, USA, Tel: 262-691-3320
HARKEN UK Ltd, Bearing House, Ampress Lane, Lymington, SO41 8LW, UK, Tel: +44 (0)1590 689122
Web: www.harkenindustrial.com • Email: info@harkenindustrial.com

Part Number: IN3243
Max Rated Load: 6 kN



CE EN13157:2004 + A1:2009

Max rope dia. **14 mm** Fibre



WARNING!

Activities involving the use of this equipment are inherently dangerous. You are responsible for your own actions and decisions.

Before using this equipment, you must:

- Read and understand all instructions for use.
- Get specific training in its proper use
- Become acquainted with its capabilities and limitations
- Understand and accept the risks involved

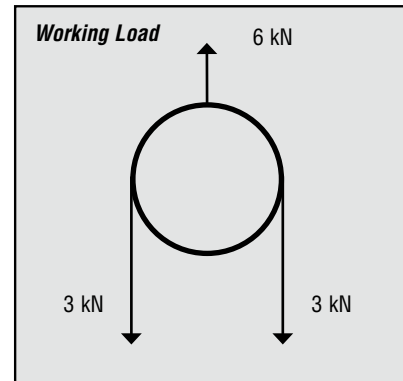
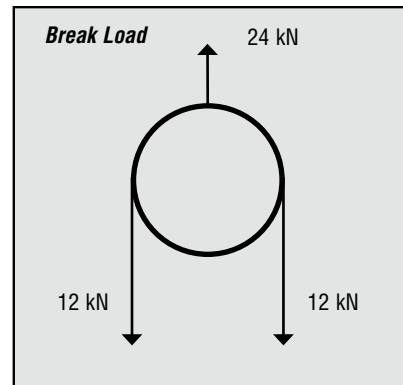
FAILURE TO HEED ANY OF THESE WARNINGS MAY RESULT IN SEVERE INJURY OR DEATH

EU Representative

Harken UK Ltd, Bearing House, Ampress Lane,
Lymington, UK, SO41 8LW

T: +44 (0)1590 689122
E: info@harkenindustrial.co.uk
W: www.harkenindustrial.com

5141/10-16



WARNING!

**DO NOT EXCEED RECOMMENDED LOAD
AVOID SHOCK LOADING**

1. USE
- This product is designed to be used by competent persons familiar with the use of pulleys for lifting.
 - To prolong the life of this product, care in use is necessary. Avoid rubbing against abrasive surfaces or sharp edges.



WARNING!
NOT INTENDED FOR HUMAN SUSPENSION

REMOVABLE SHACKLE.

- Each time the shackle pin is adjusted or undone you must:
- Coat pin screw thread with red Loctite to ensure pin does not vibrate loose
 - Use pliers to ensure the shackle pin is tightly screwed all the way in
 - Secure pin with a cable tie running through the hole in the pin head and around the shackle leg. This provides a visual tag indicating that the pin is secured.



WARNING!
FAILURE TO CORRECTLY SECURE THE SHACKLE PIN COULD RESULT IN RELEASING THE LOAD CAUSING SEVERE INJURY OR DEATH

RATCHET.

The ratchet function stops the sheave rotating in one direction. This enables a friction brake effect that reduces the holding effort.

- To engage and disengage the ratchet function, slide the switch on the front side-plate up and down.
- To check that the ratchet is enabled, the sheave will turn with a clicking sound when the rope is pulled in.

2. COMPATIBILITY
- Always check that this product is compatible with the other components of your equipment.
 - Ensure you use rope with the correct diameter, and with a breaking strain in excess of 7 times the pulley MRL.
 - Any equipment used with the pulleys (anchors, ropes, locking connectors etc) must conform to applicable standards and/or regulations.

3. INSPECTION
- Before and after each use it is necessary to check the condition of the product. Always scrap a product showing signs of wear which might affect its strength.
 - Ensure all markings/labels are present and legible.
 - Verify there are no cracks, deformation, corrosion etc.
 - Verify that the sheaves turn freely and that they are not worn out.
 - Inspect all pieces of the equipment in the system are in good condition and correctly positioned while in use.
 - An in-depth inspection must be carried out by a competent inspector at least every 12 months, and more frequently if the pulley is in frequent and intense use.



WARNING!
DO NOT CONTINUE TO USE THIS PRODUCT AFTER A MAJOR SHOCK LOADING, EVEN IF THERE IS NO VISIBLE SIGNS OF DAMAGE OR DEFORMITY PRESENT.

4. MODIFICATIONS & REPAIRS



WARNING!
DO NOT REPAIR OR MODIFY THIS PRODUCT.

5. MAINTENANCE & CLEANING
- Clean with fresh water and detergent when necessary.
 - Use McLube OneDrop to lubricate the bearings in dusty or high-load applications to ensure a free-running sheave.
 - DO NOT use any other grease or lubricant.
6. STORAGE
- Do not put in contact with corrosive materials and solvents.
 - Do not store at extreme temperatures or with direct exposure to UV.
7. LIFETIME
- Operating temperature is between minus 10°C and plus 50°C.
 - The maximum lifetime of the product is 5 years. However, this can be considerably shorter depending on the usage intensity and environment in which it is used.



WARNING!
EXCEPTIONAL WEAR AND DAMAGE MAY LIMIT THE LIFE-SPAN TO A SINGLE USAGE

8. WARRANTY
- This product is warranted for 3 years against any faults in materials or manufacture.
 - Exclusions: normal wear and tear, oxidation, modifications or alterations, incorrect storage, poor maintenance, negligence, uses for which this product is not designed.
 - See full warranty conditions on www.harkenindustrial.com
9. RESPONSIBILITY
- Harken is not responsible for the consequences, direct or indirect or accidental, or any other type of damage befalling or resulting from the use of its products.

10. EC DECLARATION OF CONFORMITY

Harken UK Ltd, as the authorised EU representative, declares that this product complies with the essential requirements of the Machinery Directive 2006/42/EC and carries the appropriate CE marking.

Compliance has been demonstrated with reference to the harmonized standard;

BS EN 13157:2004 + A1:2009

Cranes — Safety - Hand powered lifting equipment.

The authorised representative and manufacturer retain a technical file for this equipment.

Catherine Ash-Vie

15 December 2012

Harken UK Ltd, Bearing House, Ampress Lane
Lymington, UK SO41 8LW.