

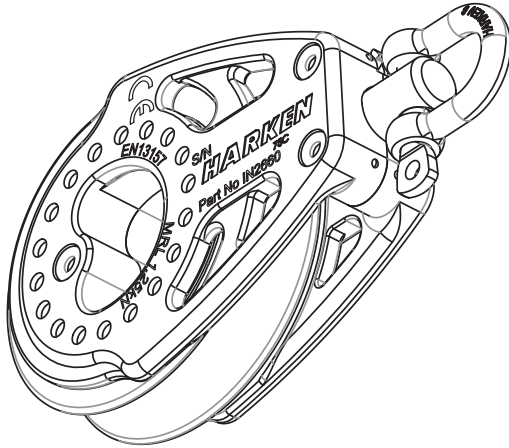


# PRODUCT MANUAL

## 75 mm Carbo

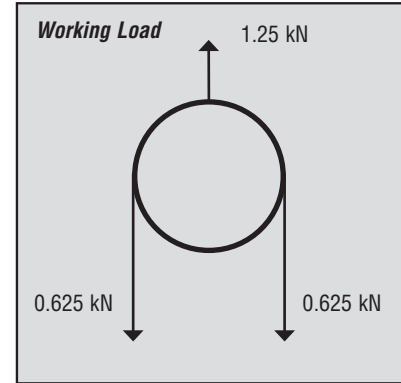
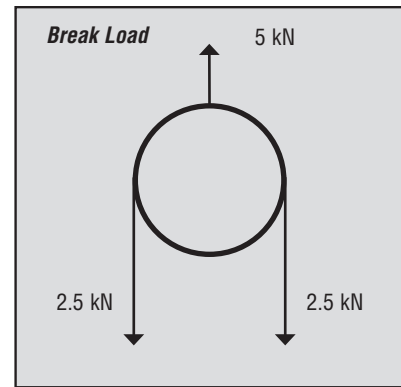
HARKEN INC, N15W24983 Bluemound Rd., Pewaukee, WI 53072, USA, Tel: 262-691-3320  
HARKEN UK Ltd, Bearing House, Ampress Lane, Lymington, SO41 8LW, UK, Tel: +44 (0)1590 689122  
Web: www.harkenindustrial.com • Email: info@harkenindustrial.com

**Part Number: IN2660**  
**Max Rated Load: 1.25 kN**



CE EN13157:2004 + A1:2009

Max rope dia. 14 mm Fibre



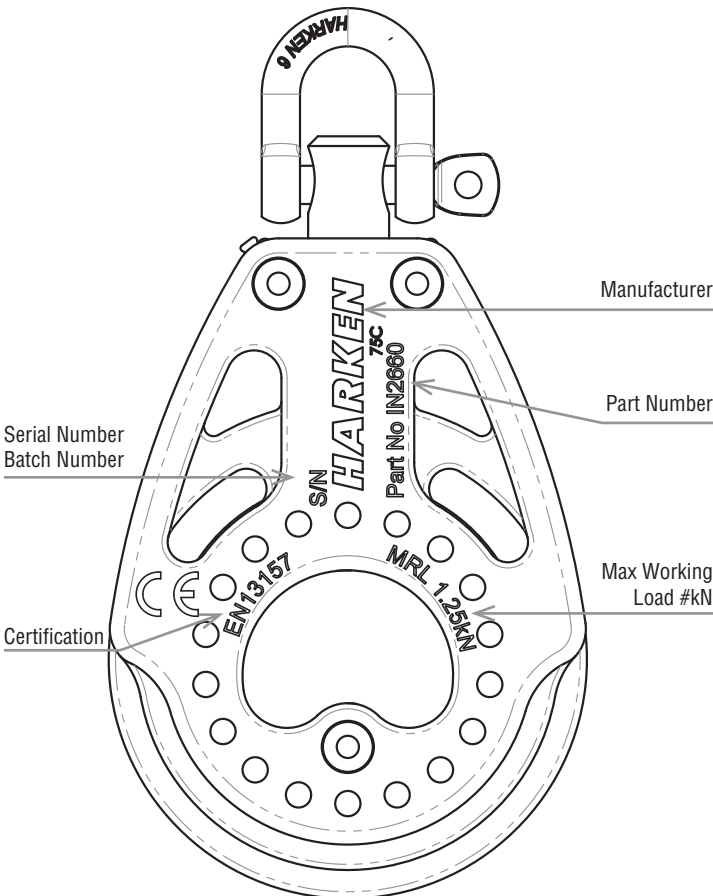
**WARNING!**  
**DO NOT EXCEED RECOMMENDED LOAD**  
**AVOID SHOCK LOADING**

**WARNING!**  
**Activities involving the use of this equipment are inherently dangerous. You are responsible for your own actions and decisions.**

Before using this equipment, you must:

- Read and understand all instructions for use.
- Get specific training in its proper use
- Become acquainted with its capabilities and limitations
- Understand and accept the risks involved

**FAILURE TO HEED ANY OF THESE WARNINGS MAY RESULT IN SEVERE INJURY OR DEATH**



### EU Representative

Harken UK Ltd, Bearing House, Ampress Lane, Lymington, UK, SO41 8LW

T: +44 (0)1590 689122  
E: info@harkenindustrial.co.uk  
W: www.harkenindustrial.com

1. USE
- This product is designed to be used by competent persons familiar with the use of pulleys for lifting.
  - To prolong the life of this product, care in use is necessary. Avoid rubbing against abrasive surfaces or sharp edges.



**WARNING!**  
**NOT INTENDED FOR HUMAN SUSPENSION.**

#### REMOVABLE SHACKLE.

Each time the shackle pin is adjusted or undone you must:

- Coat pin screw thread with red Loctite to ensure pin does not vibrate loose
- Use pliers to ensure the shackle pin is tightly screwed all the way in
- Secure pin with a cable tie running through the hole in the pin head and around the shackle leg. This provides a visual tag indicating that the pin is secured.



**WARNING!**  
**FAILURE TO CORRECTLY SECURE THE SHACKLE PIN COULD RESULT IN RELEASING THE LOAD CAUSING SEVERE INJURY OR DEATH**

2. COMPATIBILITY
- Always check that this product is compatible with the other components of your equipment.
  - Ensure you use rope with the correct diameter, and with a breaking strain in excess of 7 times the pulley MRL.
  - Any equipment used with the pulleys (anchors, ropes, locking connectors etc) must conform to applicable standards and/or regulations.
3. INSPECTION
- Before and after each use it is necessary to check the condition of the product. Always scrap a product showing signs of wear which might affect its strength.
  - Ensure all markings/labels are present and legible.
  - Verify there are no cracks, deformation, corrosion etc.
  - Verify that the sheaves turn freely and that they are not worn out.
  - Inspect all pieces of the equipment in the system are in good condition and correctly positioned while in use.
  - An in-depth inspection must be carried out by a competent inspector at least every 12 months, and more frequently if the pulley is in frequent and intense use.



**WARNING!**  
**DO NOT CONTINUE TO USE THIS PRODUCT AFTER A MAJOR SHOCK LOADING, EVEN IF THERE IS NO VISIBLE SIGNS OF DAMAGE OR DEFORMITY PRESENT.**

## 4. MODIFICATIONS & REPAIRS



**WARNING!**  
**DO NOT REPAIR OR MODIFY THIS PRODUCT.**

5. MAINTENANCE & CLEANING
- Clean with fresh water and detergent when necessary.
  - Use McLube OneDrop to lubricate the bearings in dusty or high-load applications to ensure a free-running sheave.
  - DO NOT use any other grease or lubricant.
6. STORAGE
- Do not put in contact with corrosive materials and solvents.
  - Do not store at extreme temperatures or with direct exposure to UV.
7. LIFETIME
- Operating temperature is between minus 10°C and plus 50°C.
  - The maximum lifetime of the product is 5 years. However, this can be considerably shorter depending on the usage intensity and environment in which it is used.



**WARNING!**  
**EXCEPTIONAL WEAR AND DAMAGE MAY LIMIT THE LIFE-SPAN TO A SINGLE USAGE**

8. WARRANTY
- This product is warranted for 3 years against any faults in materials or manufacture.
  - Exclusions: normal wear and tear, oxidation, modifications or alterations, incorrect storage, poor maintenance, negligence, uses for which this product is not designed.
  - See full warranty conditions on [www.harkenindustrial.com](http://www.harkenindustrial.com)
9. RESPONSIBILITY
- Harken is not responsible for the consequences, direct or indirect or accidental, or any other type of damage befalling or resulting from the use of its products.

## 10. EC DECLARATION OF CONFORMITY

Harken UK Ltd, as the authorised EU representative, declares that this product complies with the essential requirements of the Machinery Directive 2006/42/EC and carries the appropriate CE marking.

Compliance has been demonstrated with reference to the harmonized standard;

BS EN 13157:2004 + A1:2009

Cranes — Safety - Hand powered lifting equipment.

The authorised representative and manufacturer retain a technical file for this equipment.

Catherine Ash-Vie

27 June 2016

Harken UK Ltd, Bearing House, Ampress Lane  
Lymington, UK SO41 8LW.