



# TROLLEY & RAIL SYSTEMS

Smooth & simple systems for moving loads



## Low-friction linear movement

Harken Industrial™ trolley and rail systems provide a simple low-maintenance way to move loads smoothly. Rails and trolleys provide a low-friction rolling solution under both compression and tension loads.

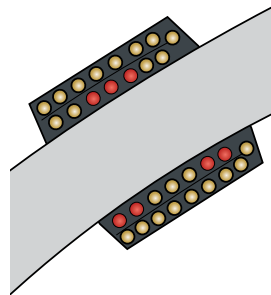
Trolleys feature recirculating ball bearings housed in strong, lightweight, corrosion-resistant aluminum for dependable, low-friction linear travel.



### Low friction, smooth rolling

Torlon® or Delrin® ball bearings reduce friction to move loads easily, and require no lubrication. Stainless wire guides keep ball bearings captive, allowing trolleys to be easily removed for maintenance.

Harken Industrial trolleys are designed with an open-ball race for easy maintenance. The rail can be bent to various radii, allowing the trolley to run freely.



### Curved rail

Rails can be bent to suit various applications. Minor bends can be made when the rail is installed. If the rail requires greater bend, Harken Industrial can provide horizontal, vertical, or compound curves to specification. Contact Harken Industrial for more details.



### Multiple Mounting Options

These include shackle connectors and threaded holes for direct mounting.

## Trolleys

Harken Industrial™ trolleys are available in a variety of sizes and configurations. Use for adjustable seat rail systems, window-washing apparatus, hoisting and moving stage equipment, and material handling.

Trolleys come with shackles, toggles, or tapped holes for connecting rope or pulleys. Pinstops available on some models.



**Shackle**



**Toggle**



**Tapped holes**



Part No.	Description	Length		Width		Height		Weight		Max rated load kN	Breaking load kN
		in	mm	in	mm	in	mm	oz	g		
<b>R13</b>											
2700	Trolley w/shackle	2 3/16	56	1 9/16	40	1 7/32	31	1.76	50	1.4	6.7
IN6707	Trolley w/2x M4 tapped holes	2 3/16	56	1 9/16	40	3/4	19	7.86	223	0.7	2.8
IN6707.HL	High-load trolley w/2x M4 tapped holes	2 3/16	56	1 9/16	40	3/4	19	7.86	223	1.4	6.7
IN8187	Trolley w/2x 1/4-20 tapped holes	2 3/16	56	1 9/16	40	3/4	19	5.62	159	0.7	2.8
IN8187.HL	High-load trolley w/2x 1/4-20 tapped holes	2 3/16	56	1 9/16	40	3/4	19	7.86	223	1.4	6.7
IN15069	Trolley w/3x imperial tapped holes	2 3/16	56	1 9/16	40	11/16	18	1.98	56.24	0.7	2.8
IN10569.HL	High-load trolley w/3x imperial tapped holes	2 3/16	56	1 9/16	40	11/16	18	8.03	227	1.4	6.7
IN11067	Trolley w/6 mm threaded stud	2 3/16	56	1 9/16	40	1 7/8	48	6.02	171	0.7	2.8
<b>R22</b>											
2726	Trolley w/shackle	2 7/8	73	2 1/4	57	1 11/16	43	4.64	132	2.2	8.9
2727	High-load trolley w/shackle	2 7/8	73	2 1/4	57	1 11/16	43	4.64	132	2.8	11.1
IN7986	Trolley w/2x 1/4-20 tapped holes	2 7/8	73	2 1/4	57	15/16	24	13.54	384	2.2	8.9
IN7986.HL	High-load utility trolley	2 7/8	73	2 1/4	57	15/16	24	13.54	384	2.8	11.1
IN8473.HL	High-load trolley w/2x M8 tapped holes	2 7/8	73	2 1/4	57	15/16	24	13.42	380	2.8	11.1
IN8418	Trolley w/2x M6 tapped holes	4 1/8	105	2 1/4	57	15/16	24	19.86	563	2.8	11.1
IN8306	Trolley w/2x 1/4-20 tapped holes and central threaded pinstop	2 7/8	73	2 1/4	57	2 15/16	75	5.19	147	2.8	11.1
IN9585	Trolley w/2x M6 tapped holes and pinstop	4 1/8	105	2 1/4	57	15/16	24	19.86	563	2.8	11.1
IN126	Slider trolley w/2x M6 tapped holes and threaded pinstop	3 5/16	84	1 1/4	33	2 1/2	65	3.89	110	2.5	10
IN10430	Trolley w/3x imperial tapped holes	2 7/8	73	2 1/4	57	15/16	24	5.02	142	2.8	11.1
IN143	Slider trolley w/2x M6 counter bored holes	3 5/16	84	1 1/4	33	3/4	19	3.33	28	2.5	10
IN146.SP1	Slider trolley w/2x M6 tapped holes	3 5/16	84	1 1/4	33	3/4	19	3.33	28	2.5	10
<b>R27</b>											
T2701B	Trolley w/shackle	4 1/4	108	2 3/4	70	2	50	11.04	313	5.6	22.2
T2701B.HL	High-load trolley w/shackle	5 3/16	132	2 3/4	70	2	50	12.48	354	5.6	22.2
C8261	Non-CB trolley w/shackle	5 3/16	132	2 3/4	70	2	50	14.66	416	5.6	22.2
IN9819	Trolley w/3x M8 tapped holes	5 3/16	132	2 3/4	70	1 1/16	28	13.88	393	5.6	22.2
IN1625	Trolley w/6x tapped holes	5 3/16	132	2 3/4	70	1 1/16	28	10.4	294	5.6	22.2
IN152	Slider trolley w/3x M8 tapped holes	5	127	1 5/8	42	1 5/64	27	8.22	233	6.5	26
IN153	Slider trolley w/3x M8 tapped holes and pinstop	5	127	1 5/8	42	1 5/64	27	8.68	246	6.5	26
<b>R32</b>											
T3201B	Trolley w/shackle	5 3/8	136	3 11/32	85	2 5/8	73	20	567	7.8	31.1
T3201B.HL	High-load trolley w/shackle	7 7/16	188	3 11/32	85	2 5/8	73	24	680	10	40
T3204B	Trolley w/2 toggles	9 1/8	231	3 11/32	85	3 1/2	89	55	1559	11.1	44.5
IN104	Trolley w/plain top	9 1/8	231	3 11/32	85	3 1/2	89	38	1080	11.1	44.5
IN148	Trolley w/6x metric tapped holes	7 7/16	188	3 11/32	85	2 5/8	73	22	621	10	40

Clear-anodized trolleys available by special order. Add: '.CLEAR' to end of part number.

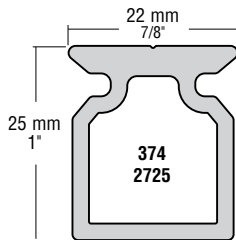
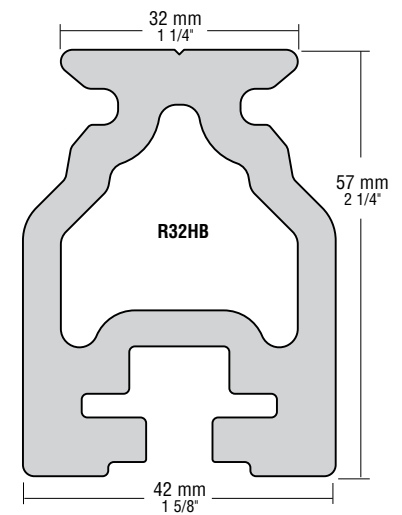
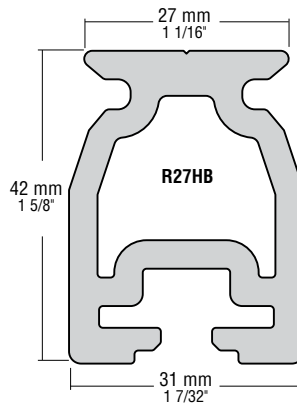
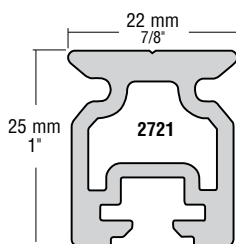
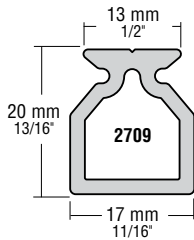
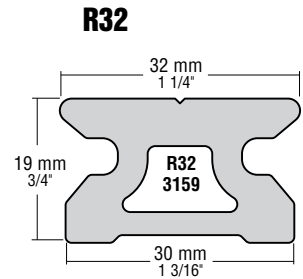
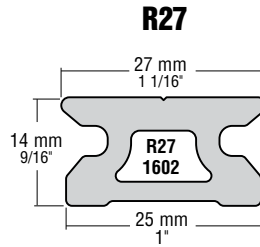
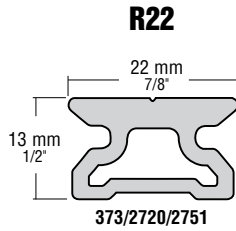
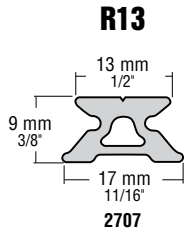


**Maximum rated loads are 4:1 coefficient ratio of the breaking load. Human suspension applications require 10:1 ratio.**

**WARNINGS AND INSTRUCTIONS:** You must carefully read, understand, and follow the warnings and instructions in the manual provided by Harken Industrial in order to avoid an accident. For applications where trolleys are in compression please consult with a Harken Industrial Representative. Never, under any circumstances, exceed the rated load limit.

## Rail

The rail is a simple, strong, low-maintenance system on which the load travels. Select size and length of rail (sizes listed by width measurement of top of rail in millimeters). Choose low-beam rail if it will be supported for the entire length. Choose high-beam rail for spanning unsupported spaces.



Part No.	Description	Length		Mounting hole spacing		Fasteners	
		ft/in	m	in	mm	in	mm
<b>R13</b>							
2707.2M	Low-beam metric rail	6' 7"	2	1 31/32	50	#8 FH	4 FH
2709.2M	High-beam metric rail	6' 7"	2	3 15/16	100	#8 FH	4 FH
<b>R22</b>							
2720.3M	Low-beam metric rail	9' 10 1/16"	3	3 15/16	100	#10 FH	5 FH
2725.3.6M	High-beam metric rail	11' 9 3/4"	3.6	3 15/16	100	#10 FH	5 FH
2721.3.6M	High-beam variable hole spacing rail	11' 9 3/4"	3.6	Slide bolt	Slide bolt		5 HH
373.6	Low-beam imperial rail	6'	1.83	4	102	#10 FH	5 FH
374.6	High-beam imperial rail	6'	1.83	4	102	#10 FH	5 FH
<b>R27</b>							
R27.3M	Low-beam pinstop metric rail	9' 10 1/16"	3	3 15/16	100	5/16 FH	8 FH
R27.3.6M	Low-beam pinstop metric rail	11' 9 3/4"	3.6	3 15/16	100	5/16 FH	8 FH
R27.6M	Low-beam pinstop metric rail	19' 8 1/4"	6	3 15/16	100	5/16 FH	8 FH
R27HB.3.6M	High-beam variable hole spacing rail	11' 9 3/4"	3.6	Slide bolt	Slide bolt	1/4 HH	6 HH
1602.8	Low-beam imperial rail	8'	2.44	4	102	1/4 FH	6 FH
<b>R32</b>							
R32.3M	Low-beam pinstop metric rail	9' 10 1/16"	3	3 15/16	100	3/8 FH	10 FH
R32.6M	Low-beam pinstop metric rail	19' 8 1/4"	6	3 15/16	100	3/8 FH	10 FH
R32HB.3.6M	High-beam variable hole spacing rail*	11' 9 3/4"	3.6	Slide bolt	Slide bolt	5/16 HH	8 HH
3159.8	Low-beam imperial	8'	2.44	4	102	5/16 FH	8 FH

\*Contact Harken Industrial™.



**Low-beam**



**High-beam**

**APPLICATIONS**

**Simple to use and ideal for moving heavy loads**

Harken Industrial™ trolley and rail systems can be used in a wide range of applications:

- Construction
- Film production
- Renewable energy
- Architectural
- Facilities management
- Utilities, oil & gas
- Vessel maintenance
- Exercise
- Material handling
- Transportation



**WARNINGS AND INSTRUCTIONS:** You must carefully read, understand, and follow all of the warnings and instructions in the manual provided by Harken Industrial in order to avoid an accident. Never, under any circumstances, exceed the maximum rated load.

**FAQS**

**Q: Can Harken Industrial trolley and rail systems be fitted retroactively?**

A: Yes. The simplicity of the systems means they can be easily installed at a later date.

**Q: Are Harken Industrial trolley and rail systems able to accommodate a radius?**

A: Yes. Trolley and rail systems can accommodate a radius bend. Contact Harken Industrial for information.

**Q: Are Harken Industrial rail and trolley systems suitable for human suspension?**

A: Only the R27 and the R32 Access Rail systems are certified for human suspension. Please see page 33.

**Q: What other benefits are there to Harken Industrial trolley and rail systems?**

A: Harken Industrial's strong, lightweight trolleys and rails are specifically designed to resist the corrosive effects of an outdoor environment. Stainless steel wire guides hold ball bearings captive when the trolley is removed from the rail. An open-ball race makes trolleys easy to clean with soap and water.

**REGIONAL SALES AND OPERATIONS**

**USA**

Harken USA - Corporate  
Headquarters  
Pewaukee, Wisconsin  
+1 262 691 3320  
infoUSA@harkenindustrial.com

**UK**

Harken UK Ltd.  
Lymington, Hampshire  
+44 01590 689122  
info@harkenindustrial.com

**ITALY**

Harken Italy S.p.A  
Limido Comasco (CO), Italy  
+39 031 3523511  
industrial@harken.it

**HARKEN INDUSTRIAL-OWNED DISTRIBUTORS**

**AUSTRALIA**

Harken Australia Pty, Ltd.  
+61 2 8978 8666  
info@harken.com.au

**FRANCE**

Harken France  
+33 5 46 44 51 20  
pierre@harken.fr

**NEW ZEALAND**

Harken New Zealand Ltd  
+69 9 303 3744  
info@harken.co.nz

**POLAND**

Harken Polska Sp. z o.o.  
+48 22 561 93 93  
polska@harken.pl

**SWEDEN**

Harken Sweden AB  
+46 8 222200  
harken@harken.se

**HARKEN Industrial-OWNED TRAINING RESOURCES**

**ELEVATED SAFETY**

4044 N Lincoln Ave, Suite 301  
Chicago, IL 60618  
+1 866 819 2194  
info@elevatedsafety.com



For an up-to-date listing of independent Harken Industrial Distributors, Dealers and Certified Installers, please visit [harkenindustrial.com](http://harkenindustrial.com).